

**MUNICIPALITY OF KILLARNEY – TURTLE MOUNTAIN  
BY-LAW NO. 8 – 2026**

\*\*\*\*\*

**BEING A BY-LAW OF THE MUNICIPALITY OF KILLARNEY – TURTLE MOUNTAIN  
TO LEVY TAXES FOR 2026**

\*\*\*\*\*

**WHEREAS** Section 304(1) of The Municipal Act provides that, the Council of each municipality must by by-law:

- (a) Set a rate or rates of tax sufficient to
  - (i) The revenue to be raised by property taxes as set out in the operating budget, and
  - (ii) The revenue to be raised in the year to pay for a local improvement on special service and to pay the requisitions payable by the municipality;
- (b) Impose taxes
  - (i) In accordance with the tax rate or rates set under clause (a) on the portioned value of each assessable property in the municipality that is liable under The Municipal Assessment Act to that tax, and
  - (ii) Where the tax is in respect of a local improvement or special service, in accordance with the local improvement or special services by-law, and
  - (iii) Set a due date for payment of the taxes.

**AND WHEREAS** subsection 346(2) of The Municipal Act, S.M. 1996, c. 58 provides that "A Council may by By-law

- (a) set a rate, subject to any limitation prescribed by the minister by regulation, at which penalties may be imposed in respect of tax arrears, and
- (b) impose penalties at that rate.

**AND WHEREAS** the Council of the Municipality of Killarney - Turtle Mountain has made estimates of all sums required by the corporation for the year 2026 which estimates are attached hereto as Schedule "A" and forms part of this By-law;

**AND WHEREAS** it is necessary by By-law or By-laws to levy a rate or rates of so much on the dollar upon the assessed value of all rateable property liable therefore in the Municipality as the Council deems sufficient to raise the sums required for the lawful purposes of the corporation as shown by the said estimates;

**AND WHEREAS** the assessed value of the whole rateable property within the Municipality of Killarney - Turtle Mountain according to the latest revised assessment roll is \$365,417,910.00 dollars;

**AND WHEREAS** it is necessary to fix the rates of taxation for the purposes aforesaid and the time for the payment of all rates and taxes so fixed and levied;

**NOW THEREFORE** the Council of the Municipality of Killarney - Turtle Mountain in open Council assembled enacts as follows:

**ESTIMATES**

1. That the Financial Plan of Council of the Municipality of Killarney - Turtle Mountain of all sums required for the lawful purposes of the corporation for the year 2026 as set forth in Schedule "A" hereto attached and identified by the signature of the Mayor of Council and the Chief Administrative Officer, is hereby approved and adopted.

## REQUISITION PURPOSES

2. THAT the following respective rates of so much on the dollar be and are hereby levied for the year 2026 upon the assessed value of all rateable property in the Municipality respectively liable therefore according to the latest revised assessment roll of general and personal property thereof, to raise the sum required for the uncontrollable purposes of the corporation, which said rates, assessed values and sums required are set out in Schedule "A", viz;
- (a) The following respective foundation rates of so many mills on the dollar, levied under Section 184 of The Public Schools Act, shown in Schedule "A", viz;
- Farm and Residential – 0.000 mills on the dollar  
Commercial and Other – 7.411 mills on the dollar
- (b) The following respective special rate of so many mills on the dollar, levied under Section 188 of The Public Schools Act, as shown on Schedule "A", viz:
- Turtle Mountain S.D. #44 – 13.100 mills on the dollar to provide for payment of the Special School District Levy.

## CONTROLLABLE PURPOSES

3. THAT the following respective rates of so much on the dollar be and are hereby levied for the year 2026 upon the assessed value of all rateable property in the municipality respectively liable therefore according to the personal property thereof, to raise the sums required for the controllable purposes of the corporation, which said rates, assessed value and sums required are set out in Schedule "A", viz:

### General Municipal

- (a) That an at Large Rate of 8.694 mills on the dollar be and is hereby levied for the year 2026 upon the assessed value of all the rateable property in the Municipality liable therefore, according to the last revised general and personal property assessment roll thereof to provide for the payment of the amount estimated as required for the general controllable purpose of the corporation.
- (b) That a Rural Area Rate of 0.583 mills on the dollar be and is hereby levied for the year 2026 upon the assessed value of all the rateable property in the Municipality Rural Ward liable therefore, according to the last revised general and personal property assessment roll thereof to provide for the payment of the amount estimated as required for the general controllable purpose of the corporation.

### Debenture Debt Charges

- (c) A General Rate of 1.029 mills on the dollar to be levied against the whole rateable property of the Urban Ward in the Municipality of Killarney - Turtle Mountain to provide for the Water Treatment Plant Construction-Debenture Debt Charges (B/L 3-2014).
- (d) A General Rate of 0.292 mills on the dollar to be levied against the whole rateable property of the Urban Ward excluding the property owners at Oakden Drive of Killarney - Turtle Mountain to provide for the Water pipeline Debenture (B/L 3-2014a).
- (e) A General Rate of 0.197 mills on the dollar to be levied against the whole rateable property of the Municipality of Killarney – Turtle Mountain to provide for the New Fire Hall Debenture (B/L 2-2020).
- (f) A General Rate of 0.548 mills on the dollar to be levied against the whole rateable property of the Rural Ward in the Municipality of Killarney - Turtle Mountain to provide for the New Facility Debenture (B/L 6-2008).

- (g) A General Rate of 1.195 mills on the dollar to be levied against the whole rateable property of the Urban Ward in the Municipality of Killarney - Turtle Mountain to provide for the New Facility Debenture (B/L 7-2008).
- (h) A General Rate of 0.567 mills on the dollar to be levied against the whole rateable property of the Municipality of Killarney - Turtle Mountain to provide for the New Facility Debenture (B/L 8-2008).
- (i) A per parcel rate as attached on Schedule "C" of By-Law 7 of 2017 on all properties listed in Schedule "B" of same by-law, to borrow money for the Paving, Curb and Gutter on Poplar Drive, as Local Improvement 1-2017.
- (j) A General Rate of 0.395 mills on the dollar to be levied against the whole rateable property of the Municipality of Killarney – Turtle Mountain to provide for the Oak Point Sewer and Water Expansion Debenture (B/L 12-2016).
- (k) A General Rate of 0.614 mills on the dollar be levied against the whole rateable property of the Municipality of Killarney – Turtle Mountain to provide for the Landfill Cell (B/L 6-2025)
- (k) A General Rate of 0.348 mills on the dollar to be levied against the whole rateable property of the Municipality of Killarney – Turtle Mountain to provide for the Office Renovations (B/L 6-2022)

#### **Reserve Funds**

- (l) A General Rate of 0.274 mills on the dollar to provide for the sum of \$100,000.00 being required to be levied in the year 2026 as set out in General Reserve By-Law No. 13-2008.
- (m) A General Rate of 0.274 mills on the dollar to provide for the sum of \$100,000.00 being required to be levied in the year 2026 as set out in Fire Protection Replacement Reserve By-Law No. 14-2008
- (n) A General Rate of 1.081 mills on the Dollar being required to be levied in the year 2026 to raise the sum of \$395,000.00 for the Equipment Reserve, By-Law No. 15-2008.
- (o) A General Rate of 0.178 mills on the Dollar being required to be levied in the year 2026 to raise the sum of \$65,000.00 for Recreation Buildings Reserve, By-Law No. 18-2008.
- (p) A General Rate of 0.137 mills on the Dollar being required to be levied in the year 2026 to raise the sum of \$50,000.00 for the Bridge Replacement Reserve, By-Law No. 21-2008.
- (q) A General Rate of 0.009 mills on the Dollar being required to be levied in the year 2026 to raise the sum of \$3,000.00 for the Agricultural Grounds Building Replacement Reserve, By-Law No. 22-2008.
- (r) A General Rate of 0.137 mills on the Dollar being required to be levied in the year 2026 to raise the sum of \$50,000.00 for the Nuisance Grounds Reserve, By-Law 1-2024.

#### **Special Services Levies**


- (s) A rate of 4.366 mills on the dollar on all rateable property in the Local Urban District of Ninga to provide requirements to be raised under Section 120(1)(c) of "The Municipal Act";
- (t) A rate of \$239.00 on all residential, commercial, and institutional property within the urban ward of the Municipality, special service By-Law No. 8-2021.

**PAYMENT OF TAXES**

4. That all taxes and rates imposed and levied in Municipality of Killarney - Turtle Mountain for the year 2026 shall be deemed to have been imposed and to be due and payable prior to 4:30 P.M. on the 29<sup>th</sup> day of September, A.D., 2026. Upon all taxes remaining unpaid after the 29<sup>th</sup> day of September, A.D., 2026, there shall be added a penalty on the first day of each month and every month thereafter, an amount calculated at the rate of one and one-quarter (1¼%) per centum per month until such taxes are paid or the land sold for arrears of taxes and costs.

DONE AND PASSED by a By-Law of the Municipality of Killarney - Turtle Mountain by the Council thereof, in open session assembled, this 29<sup>th</sup> day of April, A.D., 2026

MUNICIPALITY OF KILLARNEY - TURTLE MOUNTAIN

  
\_\_\_\_\_  
Mayor

  
\_\_\_\_\_  
Chief Administrative Officer

Read a first time this 25<sup>th</sup> day of March, A.D., 2026  
Read a second time this 29<sup>th</sup> day of April, A.D., 2026  
Read a third time this 29<sup>th</sup> day of April, A.D., 2026

**THE FINANCIAL PLAN**  
**Killarney/ Turtle Mountain**  
**2026**

		ATTACHED	NOT APPLICABLE
Page 1	General Operating Fund - Budgeted Revenue and Expenditure	<input checked="" type="checkbox"/>	<input type="checkbox"/>
Page 2	General Operating Fund - Budgeted Revenue	<input checked="" type="checkbox"/>	<input type="checkbox"/>
Page 3	General Operating Fund - Budgeted Expenditure	<input checked="" type="checkbox"/>	<input type="checkbox"/>
Page 4	General Operating Fund - Budgeted Expenditure	<input checked="" type="checkbox"/>	<input type="checkbox"/>
Page 5	General Operating Fund - Budgeted Expenditure	<input checked="" type="checkbox"/>	<input type="checkbox"/>
Page 6	Utility Operating Fund - Budgeted Revenue and Expenditure		
	Utility of <u>Killarney/ Turtle Mountain</u>	<input checked="" type="checkbox"/>	<input type="checkbox"/>
	Utility of _____	<input type="checkbox"/>	<input checked="" type="checkbox"/>
Page 7	Local Urban District - Budgeted Revenue and Expenditure		
	L.U.D. of <u>Ninga</u>	<input checked="" type="checkbox"/>	<input type="checkbox"/>
	L.U.D. of _____	<input type="checkbox"/>	<input checked="" type="checkbox"/>
	L.U.D. of _____	<input type="checkbox"/>	<input checked="" type="checkbox"/>
Page 8	Calculation of Tax Levies	<input checked="" type="checkbox"/>	<input type="checkbox"/>
Page 9	Sundry Revenue and Expenditure Analyses	<input checked="" type="checkbox"/>	<input type="checkbox"/>
Page 10	Rural Area and General Municipal Requirements	<input checked="" type="checkbox"/>	<input type="checkbox"/>
Page 11	General Operating Fund - Debenture Debt Charges	<input checked="" type="checkbox"/>	<input type="checkbox"/>
Page 12	Utility Operating Fund - Debenture Debt Charges	<input checked="" type="checkbox"/>	<input type="checkbox"/>
Page 13	Capital Budget (Current Year)	<input checked="" type="checkbox"/>	<input type="checkbox"/>
Page 14	Capital Expenditure Program (Subsequent Five Years)	<input checked="" type="checkbox"/>	<input type="checkbox"/>

# GENERAL OPERATING FUND BUDGETED REVENUE AND EXPENDITURE

## Killarney/ Turtle Mountain

2026

### REVENUE

	2025 Budget	2025 Actual	2026 Budget	Next Year Budget
Tax Levy - Page 8	9,727,625.69	9,727,626.17	10,697,472.70	10,610,378.06
Grants in Lieu of Taxes - Page 8	140,897.99	140,897.99	153,533.34	160,000.00
Community Revitalization (TIF)	14,988.84	14,988.84	17,269.47	15,000.00
Sub-total	9,883,512.52	9,883,513.00	10,868,275.51	10,785,378.06
Requisitions (deduct) - Page 8	4,299,586.00	4,299,586.00	5,034,884.00	4,300,000.00
Community Revitalization (TIF)	14,988.84	14,988.84	17,269.47	15,000.00
Net Municipal Taxes and Grants in Lieu of Taxes	5,568,937.68	5,568,938.16	5,816,122.04	6,470,378.06
Other Revenue - Pages 2	3,883,214.62	4,045,098.18	4,637,665.62	2,464,997.00
Transfers from Accumulated Surplus and Reserves - Page 2	3,347,550.00	3,179,973.09	1,337,500.00	1,000,000.00
<b>Total Revenue</b>	<b>12,799,702.30</b>	<b>12,794,009.43</b>	<b>11,791,287.66</b>	<b>9,935,375.06</b>

### EXPENDITURE

General Government Services	1,042,250.00	1,055,455.90	1,148,060.00	1,156,000.00
Protective Services	168,955.60	147,121.75	171,159.60	172,250.00
Transportation Services	1,196,500.00	1,282,967.69	1,436,000.00	1,562,500.00
Environmental Health Services	338,000.00	374,910.30	638,000.00	388,000.00
Public Health and Welfare Services	160,100.62	116,843.67	135,100.62	143,500.00
Environmental Development Services	104,000.00	100,282.39	92,000.00	113,000.00
Economic Development Services	426,563.17	525,199.17	290,855.00	325,000.00
Recreation and Cultural Services	1,439,818.00	1,363,367.13	1,531,993.00	1,392,000.00
Fiscal Services	6,039,684.33	5,741,806.77	5,141,174.78	3,508,228.06
Transfers - Deferred Surplus - Page 9	0.00	0.00	0.00	0.00
Transfers - Reserves - Page 5	1,879,650.63	1,879,650.63	1,205,909.45	1,174,897.00
<b>Total Basic Expenditure</b>	<b>12,795,522.35</b>	<b>12,587,605.40</b>	<b>11,790,252.45</b>	<b>9,935,375.06</b>
Allowance For Tax Assets - Page 8	4,179.95	4,179.95	1,035.21	
<b>Total Expenditure</b>	<b>12,799,702.30</b>	<b>12,591,785.35</b>	<b>11,791,287.66</b>	<b>9,935,375.06</b>
<b>Net Operating Surplus (Deficit)</b>	<b>0.00</b>	<b>202,224.08</b>	<b>0.00</b>	<b>0.00</b>

Adopted by Resolution of Council

  
(Head of Council)

April 29, 2026  
(Date)

M. Curvies Klau  
(Chief Administrative Officer)

Departmental Use Only

**GENERAL OPERATING FUND  
BUDGETED REVENUE AND TRANSFERS**

**Killarney/ Turtle Mountain**

**2026**

	2025 Budget	2025 Actual	2026 Budget	Next Year Budget
Other Revenue				
Taxes Added	60,000.00	154,036.63	75,000.00	75,000.00
Licenses - Animal	300.00	210.00	300.00	300.00
Licenses - Bicycle				
Licenses - Business				
Licenses - Other	6,250.00	8,001.00	7,500.00	7,500.00
Service to Seniors	55,600.62	53,378.97	55,600.62	57,000.00
Permits - Building				
Permits - Other				
Fines	5,000.00	4,424.94	5,000.00	5,000.00
Sales of Service - General Government	2,500.00	2,290.62	2,500.00	2,500.00
Sales of Service - Protective	5,000.00	8,643.28	5,000.00	5,000.00
Sales of Service - Transportation	130,000.00	179,771.04	140,000.00	140,000.00
Sales of Service - Environmental Health	105,000.00	120,454.48	335,000.00	105,000.00
Sales of Service - Public Health and Welfare	8,000.00	10,400.00	9,000.00	9,000.00
Sales of Service - Environmental Development				
Sales of Service - Economic Development				
Sales of Service - Recreation and Culture/Ag Grounds	602,264.00	586,547.47	597,766.00	600,000.00
Sales of Service - Other - Insurance Claim				
Sales of Service - Sundry (Tax Certificates)	2,000.00	3,511.50	2,500.00	2,500.00
Sales of Goods - Maps	500.00	880.97	500.00	500.00
Rentals	91,000.00	100,157.59	95,000.00	95,000.00
Trailer Park - Rentals	8,800.00	8,900.00	8,800.00	8,800.00
Trailer Park - Other - Tax				
Trading Company & Insurance Rebate	25,000.00	42,029.37	25,000.00	25,000.00
Returns from Investments	40,000.00	78,512.10	40,000.00	40,000.00
Tax and Redemption Penalties	42,000.00	56,480.71	42,000.00	50,000.00
Donations to new fire hall				
Video Lottery Terminal Transfers				
Provincial Municipal Tax Sharing (Pop 3429)	700,000.00	809,317.66	840,000.00	840,000.00
Conditional Transfers (Page 9)				
- Federal Government	390,000.00	390,015.01	203,897.00	203,897.00
- Provincial Government	886,000.00	868,803.06	1,106,802.00	190,000.00
- Local Government				
Donations	0.00	5,075.00	5,000.00	0.00
Other Income - Miscellaneous	718,000.00	553,256.78	1,035,500.00	3,000.00
Other Income - Goods & Services Rebate				
Other Income - Education/Gas Line Revenue Sharing (1997-2016)				
<b>Total Other Revenue - Page 1</b>	<b>3,883,214.62</b>	<b>4,045,098.18</b>	<b>4,637,665.62</b>	<b>2,464,997.00</b>
Transfers from Accumulated Surplus	1,400,000.00	1,400,000.00	200,000.00	0.00
Transfers from Reserves - Page 13	1,947,550.00	1,779,973.09	1,137,500.00	1,000,000.00
<b>Total Transfers - Page 1</b>	<b>3,347,550.00</b>	<b>3,179,973.09</b>	<b>1,337,500.00</b>	<b>1,000,000.00</b>
<b>TOTAL OTHER REVENUE AND TRANSFERS - PAGE 8</b>	<b>7,230,764.62</b>	<b>7,225,071.27</b>	<b>5,975,165.62</b>	<b>3,464,997.00</b>

# BUDGETED EXPENDITURE

## Killarney/ Turtle Mountain

2026

		2025 Budget	2025 Actual	2026 Budget	Next Year Budget
<b>GENERAL GOVERNMENT SERVICES</b>					
1100	Legislative	186,000.00	179,123.63	186,000.00	187,500.00
1212	General Administrative - Clerk and Staff	455,000.00	477,073.62	520,000.00	537,000.00
1215	Office	150,000.00	135,505.27	140,000.00	142,000.00
1216	Legal	20,000.00	2,343.50	20,000.00	10,000.00
1217	Audit	27,000.00	81,195.00	35,000.00	37,000.00
1218	Assessment	67,000.00	65,490.00	70,924.00	77,000.00
1240	Taxation	29,500.00	29,700.55	31,000.00	33,000.00
1300	Other General Government				
1310	Elections	2,000.00		20,000.00	10,000.00
1320	Conventions	32,000.00	20,437.70	50,000.00	40,000.00
1330	Damage Claims and Liability Insurance	61,000.00	56,885.79	62,000.00	68,000.00
1340	Intergovernmental Relations/Memberships	18,000.00	22,105.56	18,500.00	19,000.00
1350	Grants	32,500.00	29,949.97	32,000.00	32,500.00
1360	Other General Government-Sundry Workers Comp	12,250.00	5,645.31	12,636.00	13,000.00
<b>SUB-TOTAL GENERAL GOVT. SERVICES</b>		<b>1,092,250.00</b>	<b>1,105,455.90</b>	<b>1,198,060.00</b>	<b>1,206,000.00</b>
1991	Recoveries (deductions) - Utility	-50,000.00	-50,000.00	-50,000.00	-50,000.00
1992	Recoveries (deductions) - Capital				
<b>TOTAL GOVERNMENT SERVICES - TO PAGE 1</b>		<b>1,042,250.00</b>	<b>1,055,455.90</b>	<b>1,148,060.00</b>	<b>1,156,000.00</b>
<b>PROTECTIVE SERVICES</b>					
2100	Police				
2400	Fire	117,500.00	100,009.75	117,500.00	117,500.00
2510	Emergency Measures - E.M.O.	5,000.00	3,200.00	5,000.00	5,000.00
2520	Emergency Measures - E 9-1-1	17,705.60	17,705.60	18,409.60	19,500.00
2540	Emergency Measures - Ambulance Services				
2550	Other - Hydrant Rentals 125 x \$150.00	18,750.00	18,750.00	18,750.00	18,750.00
2621	Other Protection - Building Inspection				
2622	Electrical Inspection				
2623	Plumbing Inspection				
2626	Fire Inspection	3,500.00	1,213.00	3,500.00	3,500.00
2630	License Inspection				
2640	Animal and Pest Control	6,500.00	6,243.40	8,000.00	8,000.00
2650	Other				
<b>TOTAL PROTECTIVE SERVICES - TO PAGE 1</b>		<b>168,955.60</b>	<b>147,121.75</b>	<b>171,159.60</b>	<b>172,250.00</b>
<b>TRANSPORTATION SERVICES</b>					
Road Transport - Administration					
3110	Road Commissioners' Fees and Mileage				
3200	Engineering				
Roads and Streets - Unallocated Costs					
3301	- Equipment Operators' Wages and Benefits	392,500.00	373,193.77	373,000.00	405,000.00
3302	- Equipment Fuel	160,000.00	122,110.86	160,000.00	160,000.00
3303	- Equipment Repairs and Maintenance	155,000.00	182,913.35	175,000.00	185,000.00
3304	- Equipment Insurance and Registration	36,000.00	43,264.51	44,000.00	46,000.00
3305	- Workshop and Yard Operations	110,000.00	111,889.60	125,000.00	115,000.00
3306	- Health & Safety Expense	15,000.00	9,237.50	15,000.00	15,000.00
	Less: Recoveries	-1,230,000.00	-1,184,449.30	-1,230,000.00	-1,230,000.00
Road Maintenance					
3311	- Labor	702,500.00	912,329.24	860,000.00	915,000.00
3312	- Materials				
3313	- Equip Rentals				
<b>Transportation Services Sub-Total Forward to Page 4</b>		<b>341,000.00</b>	<b>570,489.53</b>	<b>522,000.00</b>	<b>611,000.00</b>

# BUDGETED EXPENDITURE

## Killarney/ Turtle Mountain

2026

		2025 Budget	2025 Actual	2026 Budget	Next Year Budget
Transportation Services Sub-Total Forward (Page 3)		341,000.00	570,489.53	522,000.00	611,000.00
Road Re-Construction					
3321	- Equipment				
3322	- Materials				
3330	Sidewalks and Boulevards	80,000.00	68,057.55	70,000.00	80,000.00
3340	Ditches and Road Drainage				
3350	Storm Sewers	50,000.00	29,339.10	25,000.00	50,000.00
3360	Street Cleaning	27,000.00	32,984.00	30,000.00	35,000.00
3371	Snow and Ice Removal - Equipment	325,000.00	263,527.79	325,000.00	300,000.00
3372	- Materials				
3373	- Rentals				
3400	Bridges & Culverts	90,000.00	71,190.88	185,000.00	205,000.00
3500	Street Lighting	9,000.00	6,938.16	9,000.00	9,500.00
3600	Traffic Services - Town Highway Signs	17,500.00	13,001.61	10,000.00	12,000.00
3700	Parking				
3900	Other - Gravel	230,000.00	205,912.25	230,000.00	230,000.00
	Other - Handi Van	27,000.00	21,526.82	30,000.00	30,000.00
	Other				
TOTAL TRANSPORTATION SERVICES (Page 1)		1,196,500.00	1,282,967.69	1,436,000.00	1,562,500.00
ENVIRONMENTAL HEALTH SERVICES					
Garbage and Waste Collection					
4320	Garbage Collection			169,000.00	
4330	Nuisance Grounds	260,000.00	307,570.17	330,000.00	310,000.00
4480	Other Environ. Health	8,000.00	5,928.86	8,000.00	8,000.00
4490	Recycling	70,000.00	61,411.27	131,000.00	70,000.00
TOTAL ENVIRONMENTAL HEALTH SERVICES (Page 1)		338,000.00	374,910.30	638,000.00	388,000.00
PUBLIC HEALTH AND WELFARE SERVICES					
5110	Public Health - Health Unit				
5160	- Cemeteries	55,000.00	38,876.17	50,000.00	55,000.00
5186	- Other				
5220	Medical Care - Service to Seniors	71,600.62	68,778.94	71,600.62	75,000.00
5250	- Age Friendly				
	- Other Contingency Fund				
5370	Hospital Care - Hospital Deficit				
	- Doctor Recruitment	30,000.00	5,812.10	10,000.00	10,000.00
5410	Social Welfare - Administration	3,500.00	3,376.46	3,500.00	3,500.00
5420	- Social Welfare Assistance				
5430	- Social Welfare Services				
	- Other				
TOTAL PUBLIC HEALTH & WELFARE SERVICES (Page 1)		160,100.62	116,843.67	135,100.62	143,500.00
ENVIRONMENTAL DEVELOPMENT SERVICES					
6100	Planning and Zoning	62,000.00	62,000.00	55,000.00	64,000.00
Community Development					
6220	General Land Assembly				
6230	Urban Renewal				
6240	Beautification and Land Rehabilitation	36,000.00	34,600.39	31,000.00	45,000.00
6241	Urban Area Weed Control	6,000.00	3,682.00	6,000.00	4,000.00
TOTAL ENVIRONMENTAL DEVELOPMENT SERVICES (P		104,000.00	100,282.39	92,000.00	113,000.00

# BUDGETED EXPENDITURE

## Killarney/ Turtle Mountain

2026

		2025 Budget	2025 Actual	2026 Budget	Next Year Budget
<b>ECONOMIC DEVELOPMENT SERVICES</b>					
7100	Natural Resources				
7120	Agriculture				
7121	Destruction of Pests	3,000.00		3,000.00	3,000.00
7122	Protective Inspections				
7123	Rural Area Weed Control	120,000.00	111,110.00	129,000.00	122,000.00
7124	Drainage of Land				
7125	Veterinary Services	18,338.17	18,338.17	18,705.00	19,000.00
7130	Water Resources and Conservation	20,150.00	20,150.00	20,150.00	21,000.00
7200	Regional Development				
7300	Industrial Development	260,075.00	365,667.42	110,000.00	150,000.00
7400	Lakeview Home				
7410	Public Receptions & St. Patrick's Day	5,000.00	9,933.58	10,000.00	10,000.00
7420	Other				
<b>TOTAL ECONOMIC DEVELOPMENT SERVICES - TO</b>		<b>426,563.17</b>	<b>525,199.17</b>	<b>290,855.00</b>	<b>325,000.00</b>
<b>RECREATION AND CULTURAL SERVICES</b>					
8110	Recreation Commission and Administration	453,368.00	451,075.12	449,569.00	475,000.00
8120	Community Centers and Halls				
8130	Swimming pool and beaches (aeration)	13,000.00	8,212.29	26,000.00	15,000.00
8140	Skating Rinks and Arenas	520,782.00	599,796.22	542,756.00	515,000.00
8150	Parks and Playgrounds/Erin Park	80,000.00	76,709.05	80,000.00	90,000.00
8180	Other Recreational Facilities/Kilman Block				
8190	Ag Grounds & Washrooms	90,000.00	86,908.88	100,000.00	95,000.00
	Kerry Park	6,000.00	2,927.88	6,000.00	6,000.00
8240	Museums	15,000.00	7,552.63	15,000.00	10,000.00
8250	Libraries	127,500.00	125,185.06	127,500.00	130,000.00
8280	Other - Campground rental grants	134,168.00	5,000.00	185,168.00	56,000.00
<b>TOTAL RECREATION &amp; CULTURAL SERVICES - TO</b>		<b>1,439,818.00</b>	<b>1,363,367.13</b>	<b>1,531,993.00</b>	<b>1,392,000.00</b>
<b>FISCAL SERVICES</b>					
9111	L.U.D. of Ninga (Page 7)	7,690.32	7,690.32	7,748.69	12,000.00
9320	Transfer to Capital - Page 13	4,129,645.00	3,971,286.89	3,108,000.00	1,500,000.00
9330	Transfer to Utility - Page 6	338,971.24	338,971.24	338,971.27	338,971.24
9410	Debenture Debt Charges - Page 11	743,102.77	743,102.77	967,256.82	967,256.82
9420	Other Long-term debt charges - Page 11				
9430	Tax discount and short-term loan interest				
9440	Building & Capital Expenditures				
	Special Service Levies	820,275.00	680,755.55	719,198.00	690,000.00
<b>TOTAL FISCAL SERVICES - TO PAGE 1</b>		<b>6,039,684.33</b>	<b>5,741,806.77</b>	<b>5,141,174.78</b>	<b>3,508,228.06</b>
<b>TRANSFERS</b>					
9900	General Reserve	100,000.00	100,000.00	100,000.00	100,000.00
9905	- Federal Fuel Tax Reserve	203,897.00	203,897.00	203,897.00	203,897.00
9910	- Equipment Replacement	385,000.00	385,000.00	395,000.00	410,000.00
9911	- Fire Reserves	150,000.00	150,000.00	100,000.00	103,000.00
9912	- Other - Arena	65,000.00	65,000.00	65,000.00	75,000.00
9913	- Other - Bridge	50,000.00	50,000.00	50,000.00	55,000.00
9915	- Other - Ag Grounds	3,000.00	3,000.00	3,000.00	3,000.00
9917	- Landfill Reserve	65,000.00	65,000.00	50,000.00	50,000.00
9918	- Policing Reserve	857,753.63	857,753.63	239,012.45	175,000.00
<b>TOTAL TRANSFERS - TO PAGE 1</b>		<b>1,879,650.63</b>	<b>1,879,650.63</b>	<b>1,205,909.45</b>	<b>1,174,897.00</b>

# UTILITY OPERATING FUND BUDGETED REVENUE AND EXPENDITURE

Killarney/ Turtle Mountain

2026




REVENUE		2025	2025	2026	Next Year
		Budgeted	Actual	Budgeted	Budgeted
300	WATER CONSUMER SALES - Residential	495,000.00	400,800.73	406,000.00	415,000.00
	- Commercial & Bulk	150,000.00	279,340.66	290,000.00	300,000.00
	- Federal & Provincial	26,000.00	31,558.08	31,000.00	32,000.00
	- Municipal & Schools	24,000.00	22,348.86	23,000.00	24,000.00
	-Bulk Water		22,831.21	22,000.00	23,000.00
310	SEWER SERVICE CHARGES - Residential	255,000.00	196,258.45	265,000.00	275,000.00
	- Commercial	80,000.00	174,407.18	105,000.00	100,000.00
	- Federal & Provincial	31,000.00	31,141.07	31,000.00	32,000.00
320	Discounts, Refunds and Cancellations				
	Net Consumer Revenue - Sub Total	1,061,000.00	1,158,686.24	1,173,000.00	1,201,000.00
330	Penalties	4,000.00	4,367.75	4,000.00	5,000.00
340	Hydrant Rentals	18,750.00	18,750.00	18,750.00	18,750.00
350	Installation Service				
360	Transfer from Surplus Fund	0.00		0.00	
370	Provincial Grants/ Gas Tax			0.00	
380	Other Revenue		1,673.02		
390	Transfer from Revenue Fund - Page 5	338,971.24	338,971.24	338,971.27	194,681.60
396	Transfer from Reserves - Page 13	375,000.00	346,588.20	375,000.00	375,000.00
	<b>TOTAL REVENUE</b>	<b>1,797,721.24</b>	<b>1,869,036.45</b>	<b>1,909,721.27</b>	<b>1,794,431.60</b>
EXPENDITURE					
410	WATER SUPPLY				
406	Health & Safety Expense	12,500.00	4,746.48	12,500.00	20,000.00
411	Administration	65,216.00	86,561.83	90,000.00	120,000.00
412	Customer Billings and Collections	4,000.00	5,461.44	6,000.00	7,000.00
413	Purification and Treatment	310,264.00	373,595.63	345,480.00	354,400.00
414	Water Purchases				
415	Service of Supply		194.79		
416	Transmissions and Distribution	165,379.00	82,403.58	165,379.00	175,000.00
417	Other WTP (NatGas,Float,Roof)				
	<b>TOTAL</b>	<b>557,359.00</b>	<b>552,963.75</b>	<b>619,359.00</b>	<b>676,400.00</b>
420	SEWAGE COLLECTION AND DISPOSAL				
421	Administration	45,000.00	44,824.56	45,000.00	55,000.00
422	Sewage Collection System	12,243.00	26,833.00	12,243.00	16,000.00
423	Sewage Lift Station	27,148.00	30,253.91	27,148.00	33,350.03
424	Sewage Treatment and Disposal	12,000.00	5,459.11	12,000.00	14,000.00
425	Other Sewage Collection and Disposal Costs				
426	Connections - Net Loss				
	<b>TOTAL</b>	<b>96,391.00</b>	<b>107,370.58</b>	<b>96,391.00</b>	<b>118,350.03</b>
430	TRANSFER TO CAPITAL from Page 13	300,000.00	262,769.08	350,000.00	300,000.00
440	TRANSFERS TO RESERVES				
441	Utility Reserve - B/L 22-82	430,000.00	430,000.00	430,000.00	430,000.00
450	DEBENTURE DEBT CHARGES from Page 12	413,971.24	413,971.24	413,971.27	269,681.57
460	OTHER LONG-TERM DEBT CHARGES from Page 12	0.00	0.00	0.00	0.00
470	TRANSFERS				
471	Deferred Surplus - Deficit, 19____ (Page 9)				
472	Deferred Surplus - By-Law Obligation	0.00	0.00	0.00	
473	Transfer to General Reserve - Utility	0.00	0.00	0.00	
	<b>TOTAL</b>	<b>0.00</b>	<b>0.00</b>	<b>0.00</b>	<b>0.00</b>
	<b>TOTAL EXPENDITURE</b>	<b>1,797,721.24</b>	<b>1,767,074.65</b>	<b>1,909,721.27</b>	<b>1,794,431.60</b>
	<b>NET OPERATING SURPLUS (DEFICIT)</b>	<b>0.00</b>	<b>101,961.80</b>	<b>0.00</b>	<b>0.00</b>

# BUDGETED REVENUE AND EXPENDITURE

R.M. OF TURTLE MOUNTAIN    L.U.D. OF NINGA

2025

EXPENDITURE	2025 Budgeted	2025 Actual	2026 Budgeted	Next Year Budgeted
<b>General Government Services</b>				
Legislative Indemnities	60.00		60.00	60.00
Membership/ Advertise		190.00		
<b>Total General Government Services</b>	60.00	190.00	60.00	60.00
<b>Transportation Services</b>				
Roads and Streets				
Sidewalks and Boulevards				
Ditches and Road Drainage				
Cemetery Mowing				
Snow & Ice Removal				
Street Lighting	3,200.00	3,039.72	3,200.00	3,200.00
Other GST				
<b>Total Transportation Services</b>	3,200.00	3,039.72	3,200.00	3,200.00
<b>Environmental Health Services</b>				
Garbage Collection		0.00		
Exterminator		0.00		
<b>Total Environmental Health Services</b>		0.00	0.00	
<b>Environmental Development Services</b>				
Weed Control				
Tree Planting				
<b>Total Environmental Development Services</b>			0.00	
<b>Recreation &amp; Cultural Services</b>				
Public Parks	4,500.00	3,352.37	4,500.00	4,500.00
Other - Beautification	1,000.00	1,621.96	1,000.00	1,000.00
<b>Total Recreation &amp; Cultural Services</b>	5,500.00	4,974.33	5,500.00	5,500.00
<b>Transfers</b>				
Deferred Surplus				
Capital Fund				
Reserves	500.00	500.00	500.00	500.00
<b>Total Transfers</b>	500.00	500.00	500.00	500.00
<b>Total Operating Expenditure</b>	9,260.00	8,704.05	9,260.00	9,260.00
<b>REVENUE</b>				
Unexpended Prior Years' Levy	1,569.68	1,569.68	1,511.31	
L.U.D. Revenues - Transfer from Reserve		955.36		
Other - Adjusting Entry re Mowing/Gravel Hauling	1,569.68	2,525.04	1,511.31	0.00
<b>Amount required from Municipality - Page 5</b>	7,690.32	7,690.32	7,748.69	9,260.00
<b>Municipal Revenues Allocated to L.U.D.</b>				
2025 Levy			7,748.69	9,260.00
Tax Levy (Last Year Actual)		7,690.32		
<b>Total Operating Revenue</b>	9,260.00	10,215.36	9,260.00	9,260.00
<b>Expenditure Under (Over) Revenue</b>		1,511.31		
<b>Net Requirement-to be raised by Taxation</b>	7,690.32		7,748.69	
<b>Assessment (Taxable and Grants)</b>	1,807,560		1,775,180	
<b>Mill Rate</b>	4.255		4.366	

L.U.D.	MUNICIPALITY
 _____ Chairman	 _____ Mayor  _____ Chief Administrative Officer

**CALCULATION OF TAX LEVIES**

**2026**

**Killarney/ Turtle Mountain**

Requisition Taxes:

	Assessments			
	Taxable	Otherwise Exempt	Grants	Total
Foundation - ESL	40,675,180		3,611,770	44,286,950
Special - Turtle Mtn #44	354,370,330	356,990	4,434,950	359,162,270
Community Revitalization (TIF)	1,318,280			1,318,280
<b>Total Requisition</b>				

	Expenditures		
	Basic	Allowance	Total
	328,211.00	-0.42	328,210.58
	4,706,673.00	-1,647.26	4,705,025.74
	17,269.47		17,269.47
	5,034,884.00	-1,647.68	5,033,236.32

	Revenues			
	Tax Levy	Grants in Lieu	Other Revenue	Total
	301,443.76	26,766.82		328,210.58
	4,642,251.32	58,097.85	4,676.57	4,705,025.74
	17,269.47			17,269.47
	4,943,695.08	84,864.67	4,676.57	5,033,236.32

Debenture Debt Charges:

WTP 1-2010	120,728,720	25,654,370	2,051,420	148,434,510
WTP 1-2010a, Oakden	116,751,180	25,654,370	2,051,420	144,456,970
Fire Hall #2-2020	360,982,960		4,434,950	365,417,910
New Facility RM 3-05	239,343,470	2,418,420	907,960	242,669,850
New Facility Town 3-05	120,728,720	25,654,370	2,051,420	148,434,510
New Facility 5-2007	360,192,360	28,055,300	2,959,380	391,207,040
Poplar Drive 7-2017				0
Oak Point # 12-2016	360,982,960		4,434,950	365,417,910
Landfill Cell #6-2025	360,982,960		4,434,950	365,417,910
Office Reno #6-2022	360,192,360	28,055,300	2,959,380	391,207,040

Page 1

	152,640.55	98.57	152,739.12
	42,041.05	140.39	42,181.44
	71,691.00	296.33	71,987.33
	132,924.12	58.97	132,983.09
	177,232.20	147.04	177,379.24
	221,540.28	274.11	221,814.39
	3,896.00		3,896.00
	144,289.67	50.41	144,340.08
	224,154.05	212.55	224,366.60
	135,819.17	320.89	136,140.06

	150,628.20	2,110.92		152,739.12
	41,582.42	599.02		42,181.44
	71,113.64	873.69		71,987.33
	132,485.52	497.57		132,983.09
	174,927.79	2,451.45		177,379.24
	220,136.42	1,677.97		221,814.39
	3,896.00			3,896.00
	142,588.27	1,751.81		144,340.08
	221,643.54	2,723.06		224,366.60
	135,110.19	1,029.87		136,140.06

Special Services Levies

L.U.D. of Ninga	1,775,130		50	1,775,180
S.S. 2-2021, B/L 7-2021				0
S.S. 7-2022, B/L 7-2022 (garbage)				0
S.S. 3-2021, B/L 8-2021				0
Deferred Surplus				0

	7,748.69	1.75	7,750.44
			0.00
	0.00		0.00
	719,198.00		719,198.00
			0.00

	7,750.22	0.22		7,750.44
	0.00			0.00
	0.00	0.00		0.00
	349,657.00	4,541.00	365,000.00	719,198.00
	0.00	0.00		0.00

Reserve Funds

General - B/L 13-08	360,982,960		4,434,950	365,417,910
Fire - B/L 14-08	360,982,960		4,434,950	365,417,910
Equipment - B/L 15-08	360,982,960		4,434,950	365,417,910
Federal Fuel Tax Rural B/L 17-08	360,982,960		4,434,950	365,417,910
Arena - B/L 18-08	360,982,960		4,434,950	365,417,910
Bridge - B/L 21-08	360,982,960		4,434,950	365,417,910
Nuisance Grounds - B/L ___-24	360,982,960		4,434,950	365,417,910
Ag Grounds B/L 22-08	360,982,960		4,434,950	365,417,910
Policing B/L 2-25	360,982,960		4,434,950	365,417,910

	100,000.00	124.51	100,124.51
	100,000.00	124.51	100,124.51
	395,000.00	16.77	395,016.77
	203,897.00	0.00	203,897.00
	65,000.00	44.40	65,044.40
	50,000.00	62.26	50,062.26
	50,000.00	62.26	50,062.26
	3,000.00	288.77	3,288.77
	239,012.45		239,012.45

	98,909.33	1,215.18		100,124.51
	98,909.33	1,215.18		100,124.51
	390,222.58	4,794.19		395,016.77
	0.00	0.00	203897.00	203,897.00
	64,254.97	789.43		65,044.40
	49,454.67	607.59		50,062.26
	49,454.67	607.59		50,062.26
	3,248.85	39.92		3,288.77
	0.00	0.00	239012.45	239,012.45

General Municipal:

Urban Area	0		0	0
Rural Area	359,207,830		4,434,900	363,642,730
At Large	360,982,960		4,434,950	365,417,910
Business Fees				0.00
Other Revenue/Transfers				5,162,579.60
<b>Total Municipal</b>				11,792,935.34

	0.00	0.00	0.00
	212,000.00	3.71	212,003.71
	3,176,588.62	354.69	3,176,943.31
			0.00
	5,162,579.60		5,162,579.60
	11,790,252.45	2,682.89	11,792,935.34

	0.00	0.00		0.00
	209,418.16	2,585.55		212,003.71
	3,138,385.85	38,557.46		3,176,943.31
		0.00		0.00
		0.00	5,162,579.60	5,162,579.60
	5,753,777.62	68,668.67	5,970,489.05	11,792,935.34

Totals

16,825,136.45	1,035.21	16,826,171.66
---------------	----------	---------------

10,697,472.70	153,533.34	5,975,165.62	16,826,171.66
---------------	------------	--------------	---------------

# SUNDRY REVENUE AND EXPENDITURE ANALYSES

Killarney/ Turtle Mountain  
2026

Part 1 - Grants in Lieu of Taxes

Government or Agency	Assessment		Mill Rate	Amount	Frontage	Total
	Farm/Residential	Other				
<b>URBAN</b>						
CENTRA GAS (no local Improvement)			33.440	0.00		0.00
ATTORNEY GENERAL L.C.C.		74,240	36.515	2,710.87	239.00	2,949.87
MB CONSERVATION		11,770	36.515	429.78	478.00	907.78
MB HIGHWAYS & TRANSP		404,300	36.515	14,763.01	239.00	15,002.01
HOUSING	781,720		29.104	22,751.18	2,390.00	25,141.18
HYDRO		410,230	36.515	14,979.55	478.00	15,457.55
CANADA POST	18,990		29.104	552.68	239.00	791.68
CANADA POST		208,070	36.515	7,597.68	239.00	7,836.68
RCMP		142,100	36.515	5,188.78	239.00	5,427.78
<b>RURAL</b>						
CENTRA GAS (no local Improvement)		1,475,570	33.084	48,817.76		48,817.76
CENTRA GAS		653,340	34.547	22,570.94		22,570.94
MB AG Crown Lands	26,960		0.000	0.00		0.00
MB CON. Wildlife Mangement	17,730		27.136	481.12		481.12
MB CONSERVATION			27.136	0.00		0.00
MB CONSERVATION		89,520	34.547	3,092.65		3,092.65
HYDRO		12,030	34.547	415.60		415.60
MB HIGHWAYS & TRANSP	4,600		27.136	124.83		124.83
MB HIGHWAYS & TRANSP		81,920	34.547	2,830.09		2,830.09
MB HABITAT HERITAGE			27.136	0.00		0.00
CANADIAN CUSTOMS		48,820	34.547	1,686.58		1,686.58

823,040                      3,611,910

Total - Pages 1, 8

153,534.10

Part 2 - Conditional Transfers and Grants

Government or Agency	Purpose	Amount
MANITOBA	DUTCH ELM DISEASE CONTROL	3,000.00
MANITOBA - EDUCATION AND TRAINING	STUDENT EMPLOYMENT	5,000.00
MANITOBA - RURAL DEVELOPMENT	MDTP TRANSPORT	20,000.00
MANITOBA - CULTURE HERITAGE & TOURISM	Recreation Grant	10,395.00
MB GRO Grant	Bridge Mtncce Plan & Hungry Hills	1,046,302.00
From the Ground Up Grant	Zoning ByLaw	32,500.00
	SUBTOTAL	1,117,197.00

Total - Page 2

1,117,197.00

Part 3 - Transfers to Deferred Surplus - General Operating Fund

Purpose	Year	Term	Authority	Amount
Urban Surplus				0.00
Rural Surplus				0.00
At Large Surplus				

Total - Page 1

0.00

Part 4 - Transfers to Deferred Surplus - Utility Operating Fund

Purpose	Year	Term	Authority	Amount

Total - Page 6

0.00

## RURAL AREA AND GENERAL MUNICIPAL REQUIREMENTS

Killarney/ Turtle Mountain  
2026

### Part 1 - Analysis of Expenditures

Account No.	Account Name	Amount of Expenditure as shown on pages 3,4,5	Urban Area Expenditure	Rural Area Expenditure	At Large Expenditure
	General Government Services	1,148,060.00			1,148,060.00
	Protective Services	171,159.60			171,159.60
	Transportation Services	1,436,000.00		0.00	1,436,000.00
	Environmental Health Service	638,000.00		0.00	638,000.00
	Public Health and Welfare Services	135,100.62		0.00	135,100.62
	Environmental Development Services	92,000.00		0.00	92,000.00
	Economic Development Services	290,855.00		132,000.00	158,855.00
	Recreation and Cultural Services	1,531,993.00		80,000.00	1,451,993.00
	Fiscal Services	3,108,000.00	0.00	0.00	3,108,000.00
	<b>Sub Totals</b>	<b>8,551,168.22</b>	<b>0.00</b>	<b>212,000.00</b>	<b>8,339,168.22</b>
	L.U.D. of Ninga	7,748.69			
	Debentures	1,306,228.09			
	Reserves	1,205,909.45			
	Special Service Levy	0.00			
	Special Service Levy	0.00			
	Special Service Levy	719,198.00			
		<b>3,239,084.23</b>			
<b>Total to Part 2</b>		<b>11,790,252.45</b>			

### Part 2 - Calculation of General Municipal Requirements

	Non Controllable Expenditures	General Municipal/Controllable Expenditures			Totals
		Urban	Rural	At Large	
Total Basic Expenditures	3,239,084.23	0.00	212,000.00	8,339,168.22	11,790,252.45
Less: Business Taxes Allocated					
Other Revenues Allocated				5,162,579.60	5,162,579.60
Fees Allocated					
Budgeted Deficit Allocated					
Other Allocations - Gas Pipeline					
<b>Sub Totals</b>					
Less: Net Non-controllable Expenditures					
<b>General Municipal Requirements</b>	<b>3,239,084.23</b>	<b>0.00</b>	<b>212,000.00</b>	<b>3,176,588.62</b>	<b>6,627,672.85</b>








**FIVE YEAR CAPITAL EXPENDITURE PROGRAM  
Killarney/ Turtle Mountain**

	PURPOSE						SOURCE OF FUNDS			
	2027	2028	2029	2030	2031	Total	Operating	Reserves	Debenture Sales	Other
<b>Equipment</b>										
Graders	600,000	625,000				1,225,000		1,225,000		
Front Mount Mowers			25,000			25,000		25,000		
1 Ton Truck						0		0		
Utility Tractor				60,000		60,000		60,000		
Roadside Tractor				210,000		210,000		210,000		
1/2 ton trucks			70,000			70,000		70,000		
3/4 ton truck	85,000					85,000		85,000		
3 Ton Truck			150,000			150,000		150,000		
Loader					275,000	275,000		275,000		
Landfill Loader				240,000		240,000		240,000		
Street Sweeper			275,000			275,000		275,000		
Attachments and Misc.	10,000	15,000	15,000	15,000	15,000	70,000		70,000		
						0				
						0				
<b>Fire Department</b>										
Conversion of Water Truck						0				
Rescue Truck ( Fundraise for half of cost)				150,000		150,000		150,000		
						0				
						0				
<b>IT</b>										
Office Computers /Server		50,000				50,000		50,000		
						0				
						0				
						0				
<b>Parks/Playgrounds/Beautification</b>										
Pave Walking Trail - Cemetery to Kerry Park	75,000					75,000	75,000			
Pave Walking Trail - Kerry Park to Beach Road			65,000			65,000	65,000			
New Playground Equipment - Erin Park	150,000					150,000	150,000			
New Playground - Heasman Park		25,000				25,000	25,000			
Shamrock Centre Landscaping - Retrofit front rockbed			30,000			30,000		30,000		
Pave Path from Geates Street to Shamrock Centre			20,000			20,000		20,000		
Water Tower (mural or repaint & lighting)(dependent on grant)	200,000					200,000	200,000			
						0				
						0				
<b>Engineering</b>										
Shamrock Centre Plant Upgrade	300,000					300,000		300,000		
Shamrock Centre Consulting, bldg design and use of spaces	200,000					200,000		200,000		
South Railway Drainage	100,000					100,000	100,000			
Wakopa Road Culvert Project		75,000				75,000	75,000			
						0				
						0				
<b>Landfill</b>										
						0				
						0				
<b>Bridges</b>										
Wakopa Road Culverts			1,000,000			1,000,000	500,000	500,000		
Oakridge Road Bridge - Decommission	250,000					250,000	250,000			
						0				
						0				
						0				
<b>Rural Roadwork</b>										
Prairie Grain Roads - Pave from Broadway Ave to Bates(1006000)	1,025,000					1,025,000			1,025,000	
Road Rebuilds	250,000	260,000	270,000	280,000	290,000	1,350,000	1,350,000			
						0				
						0				
<b>Urban Roadwork</b>										
South Railway Drainage & Paving Project	1,500,000					1,500,000			1,500,000	
Lakeshore Drive Overlay			275,000			275,000	125,000	150,000		
South Railway Curve North to Rail Road Tracks Overlay		500,000				500,000	250,000	250,000		
Country Club Estates				700,000		700,000	200,000	500,000		
Annual Paving	250,000	260,000	270,000	280,000	290,000	1,350,000	1,350,000			
						0				
						0				
<b>Utility Works</b>										
Lagoon Expansion - Land Acquisition				400,000		400,000		400,000		

WTP Addition of Train for future growth				500,000		500,000		500,000		
Lagoon Dredging ( ~ every 15 years)	500,000					500,000		500,000		
Green Sand Filter - Replace Core		300,000				300,000		300,000		
Reservoir Expansion					500,000	500,000		500,000		
Replace One WTP Train	300,000					300,000		300,000		
400 Block Rossmore	250,000					250,000		250,000		
300 Block Norquay	250,000					250,000		250,000		
100 Block Rossmore		250,000				250,000		250,000		
						0		0		
<b>Planning Department</b>						0		0		
New Software - App for permits/inspections	25,000	15,000	15,000	15,000	15,000	85,000		85,000		
						0		0		
<b>Drainage</b>						0		0		
						0		0		
<b>Sidewalks</b>						0		0		
Annual section of sidewalk - approx 2 blocks	30,000	30,000	30,000	30,000	30,000	150,000		150,000		
Park Street from Ellis to park at end of Broadway					150,000	150,000		150,000		
						0		0		
<b>Buildings</b>						0		0		
Shamrock Centre Ice Plant			2,250,000			2,250,000			2,250,000	
Shamrock Centre Roof			2,000,000			2,000,000			2,000,000	
Shamrock Centre Stucco Patching / Painting (exterior finish)			500,000			500,000			500,000	
Shamrock Centre Parking Lot			1,500,000			1,500,000			1,500,000	
Civic Office Exterior Finish	100,000					100,000		100,000		
						0		0		
<b>Conservation Projects</b>						0		0		
						0		0		
<b>Climate Adaptation /Mitigation</b>						0		0		
MANSEA Biomass Project (Dependent on Grant)						0		0		
KLAC Action Plan - Ultrasound technology???						0		0		
						0		0		
<b>Economic Development</b>						0		0		
Update Electronic Sign to new technology (New screen / updated control suite)	70,000					70,000		70,000		
						0		0		
<b>Knowledge Management (Studies &amp; Plans)</b>						0		0		
Asset Management Plan						0		0		
Climate Adaptation Plan		125,000				125,000		125,000		
Strategic Plan				30,000		30,000		30,000		
						0		0		
						0		0		
	6,520,000	2,530,000	8,760,000	3,060,000	1,415,000	22,285,000	5,325,000	8,185,000	8,775,000	0
<b>SOURCE OF FUNDS - ANNUAL</b>	<b>2027</b>	<b>2028</b>	<b>2029</b>	<b>2030</b>	<b>TOTAL</b>					
OPERATING	1,400,000	1,040,000	1,275,000	985,000	5,325,000					
RESERVES	2,595,000	1,490,000	1,235,000	2,075,000	8,185,000	625,000	790,000			
DEBENTURE SALES	2,525,000		6,250,000		8,775,000					
OTHER					0					
	6,520,000	2,530,000	8,760,000	3,060,000	22,285,000	1,415,000				

Departmental Use Only	Adopted by Resolution of Council
	 (Head of Council) M. Cecilia Khan (Chief Administrative Officer)